

UIG Graphs – Interim Reporting

15th July 2021

Updated for May 2021
Amendment Invoice, likely
COVID-19 impacts and **UIG** to
13th July 2021 Gas Day

 **serve**

Provided by:

 **correlate**

Background

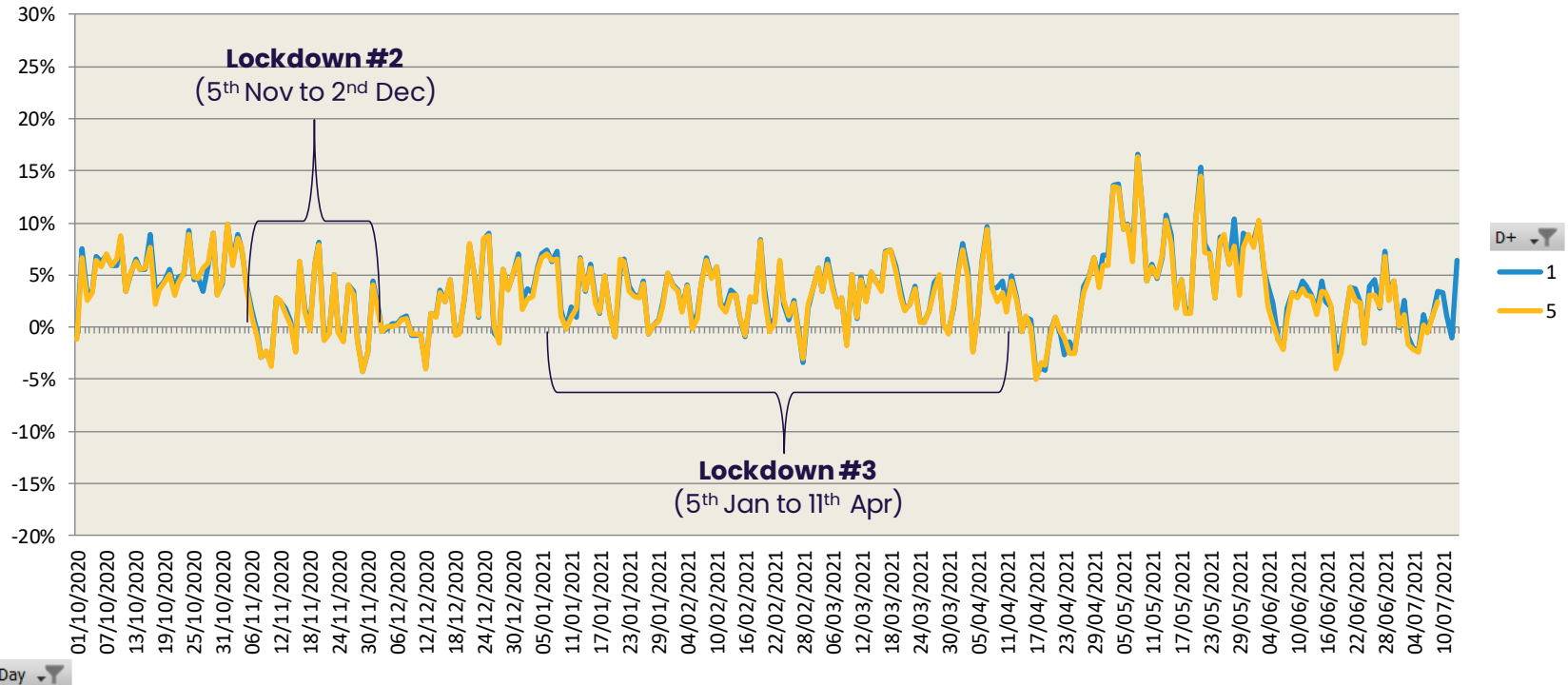
- Unidentified Gas (UIG) is a high priority issue for the Gas Industry
- Xoserve established a Task Force in 2018 to identify the causes of daily UIG and make recommendations to reduce/remove those causes
- Xoserve has set up an internal project to automate some of its regular UIG reports and publish to its website
- In the meantime, this presentation includes two of the regular reports:
 - Weekly tracker of daily National UIG as a percentage of total throughput (comparing D+1 and D+5 post Gas Day)
 - Monthly tracker of latest UIG as a percentage of total throughput accounting for estimated phasing of meter point reconciliation

Impacts of COVID-19

- The unprecedented and unexpected social isolation measures are having a significant impact on GB gas demand:
 - Consumption increases at (most) Domestic properties compared to daily allocation
 - Consumption decreases or ceases at many Industrial/ Commercial (I&C) properties compared to daily allocation
 - UIG as the balancing figure fluctuates to correct the LDZ position
- This could cause UIG to be more negative on weekdays, more positive on weekends or in holiday periods
- Other factors such as weather and demand reactions, LDZ and DM measurements also will continue to affect UIG
- Xoserve provides regular updates on its response to COVID-19 on its website: <https://www.xoserve.com/covid-19/>

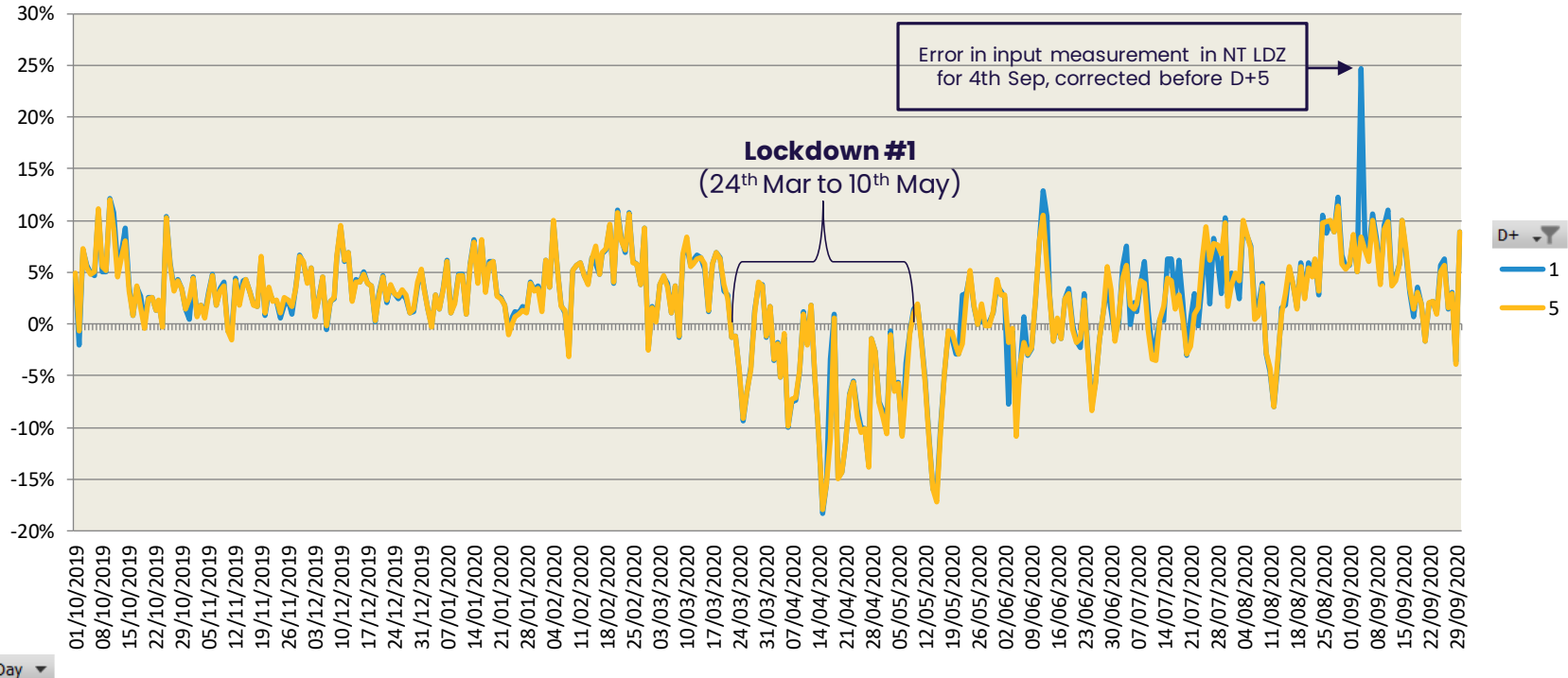
Daily UIG since start of Gas Year 2020/21

UiG % by Gas Day (D+1 vs D+5) - 13 LDZs

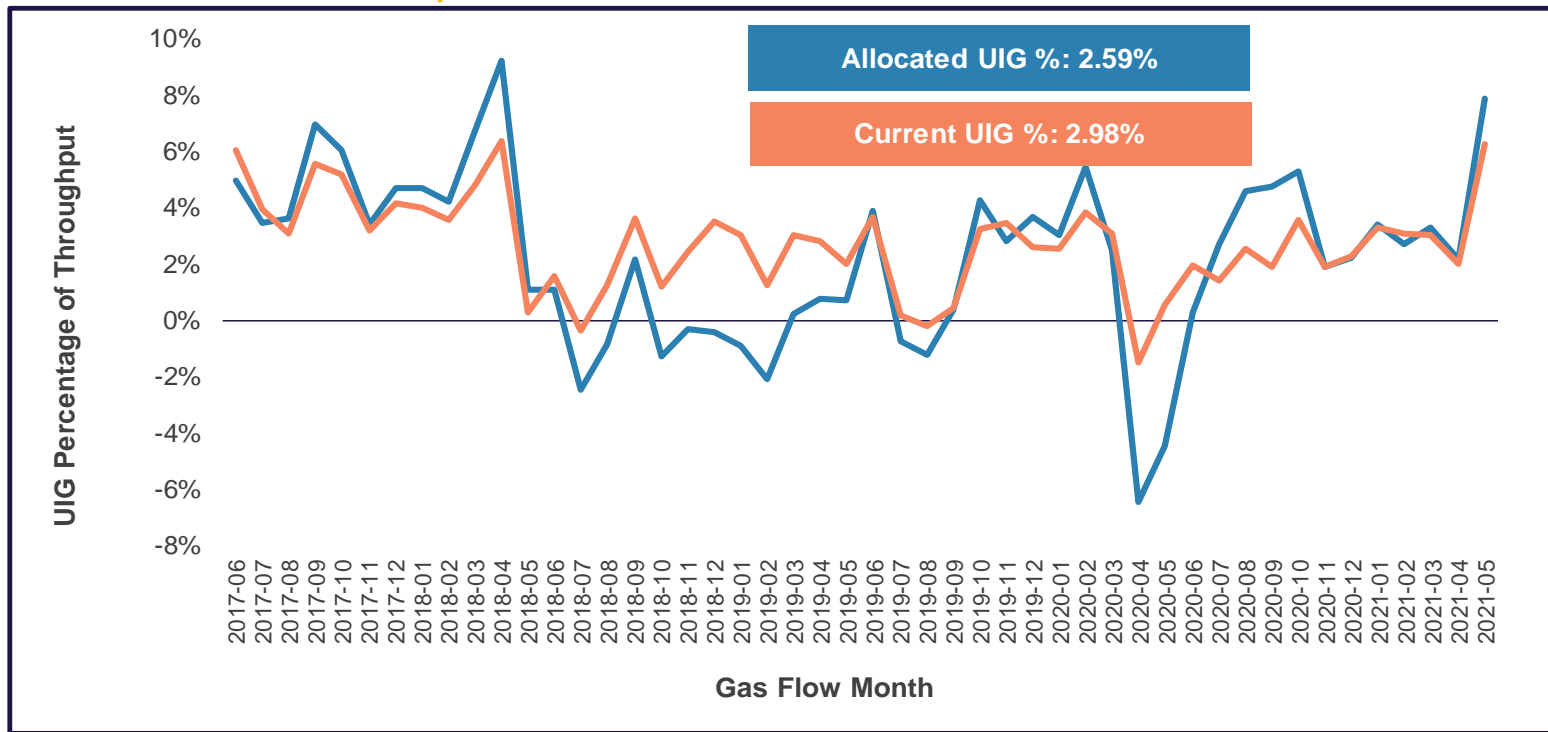


Daily UIG for Gas Year 2019/20

UiG % by Gas Day (D+1 vs D+5) - 13 LDZs



UIG as a % of Total Throughput – Original v Latest as at May 2021 Amendment Invoice



- Graph of national UIG after meter point reconciliations (all Classes) processed up to and including end of May 2021 (48 months)

Other Sources of UIG Information

- We have put together a summary of all the sources of data currently available – including those in the public domain
- You can find the summary by following this link:

<https://www.xoserve.com/media/4417/data-sources-for-uig.pdf>



Thank you

